








Summer 2 2025/26 writing overview

Theme: Wordless Books							
	1P	1/2K	2A	3/4E and 3/4R	4/5M	5N	6T
Book							
Genres	<ul style="list-style-type: none"> <li>• Instructions</li> <li>• Setting description</li> <li>• Recount</li> </ul>	<ul style="list-style-type: none"> <li>• Instructions</li> <li>• Setting description</li> <li>• Recount</li> </ul>	<ul style="list-style-type: none"> <li>• Setting description</li> <li>• Narrative</li> <li>• Instructions</li> </ul>	<ul style="list-style-type: none"> <li>• Setting description</li> <li>• Narrative</li> <li>• Instructions</li> </ul>	<ul style="list-style-type: none"> <li>• Instructions</li> <li>• Explanation text</li> <li>• Setting description</li> </ul>	<ul style="list-style-type: none"> <li>• Instructions</li> <li>• Play script</li> <li>• Narrative</li> </ul>	<ul style="list-style-type: none"> <li>• Instructions</li> <li>• Play script</li> <li>• Narrative</li> </ul>
Grammar	<ul style="list-style-type: none"> <li>• Subordination and co-ordination (when, if, that, because, or, and, but)</li> </ul>	<ul style="list-style-type: none"> <li>• Subordination and co-ordination (when, if, that, because, or, and, but)</li> </ul>	<ul style="list-style-type: none"> <li>• Expanded noun phrases for description and specification</li> <li>• Progressive form of verbs in the present and past tense to mark actions in progress</li> </ul>	<ul style="list-style-type: none"> <li>• Present perfect form of verbs</li> <li>• Expressing time, place and cause using conjunctions, adverbs or prepositions</li> <li>• Fronted adverbials</li> </ul>	<ul style="list-style-type: none"> <li>• Use of paragraphs to organise ideas around a theme</li> </ul>	<ul style="list-style-type: none"> <li>• Difference between speech typical or informal and formal speech</li> </ul>	<ul style="list-style-type: none"> <li>• Difference between speech typical or informal and formal speech</li> <li>• Repetition of a word or phrase</li> </ul>
Punctuation	<ul style="list-style-type: none"> <li>• Apostrophes to mark singular possession in nouns</li> </ul>	<ul style="list-style-type: none"> <li>• Apostrophes to mark singular possession in nouns</li> </ul>	<ul style="list-style-type: none"> <li>• Commas in a list</li> </ul>	<ul style="list-style-type: none"> <li>• Inverted commas to punctuate direct speech</li> <li>• Use of commas after fronted adverbial</li> </ul>	<ul style="list-style-type: none"> <li>• Apostrophes to mark plural possession</li> <li>• Use of hyphens to join a prefix to a root word</li> <li>• Brackets, dashes or commas to indicate parenthesis</li> </ul>	<ul style="list-style-type: none"> <li>• Brackets, dashes or commas to indicate parenthesis</li> <li>• Use of hyphens to join a prefix to a root word</li> </ul>	<ul style="list-style-type: none"> <li>• Use of hyphens to join a prefix to a root word</li> </ul>
Spelling	<ul style="list-style-type: none"> <li>• Using the prefix -un</li> <li>• Use regular plural noun suffixes</li> <li>• Homophones and near homophones</li> </ul>	<ul style="list-style-type: none"> <li>• Using the prefix -un</li> <li>• Use regular plural noun suffixes</li> <li>• Homophones and near homophones</li> </ul>	<ul style="list-style-type: none"> <li>• Formation of adjectives using suffixes such as -ful, -less</li> <li>• Using compound words</li> <li>• The use of -ly to turn an adjective into an adverb</li> </ul>	<ul style="list-style-type: none"> <li>• Homophones and near homophones</li> </ul>	<ul style="list-style-type: none"> <li>• Converting nouns or adjectives into verbs using suffixes (-ate, -ise, -ify)</li> </ul>	<ul style="list-style-type: none"> <li>• Converting nouns or adjectives into verbs using suffixes (-ate, -ise, -ify)</li> </ul>	<ul style="list-style-type: none"> <li>• Converting nouns or adjectives into verbs using suffixes (-ate, -ise, -ify)</li> <li>• How words are related by meaning as synonyms and antonyms</li> </ul>