








Autumn 1 2025/26 writing overview

Theme: New Beginnings							
	1P	1/2K	2/3A	3/4E	4/5M	5N	6T
Book							
Genres	<ul style="list-style-type: none"> Labels Captions 	<ul style="list-style-type: none"> Diary entry Setting description Poetry - acrostic poem 	<ul style="list-style-type: none"> Setting description Recount Poetry - acrostic poem 	<ul style="list-style-type: none"> Diary entry Persuasive letter Poetry - rhyming poem 	<ul style="list-style-type: none"> Character description Newspaper Diary entry 	<ul style="list-style-type: none"> Character description Newspaper Diary entry 	<ul style="list-style-type: none"> Diary Character description Poetry - diamante
Grammar	<ul style="list-style-type: none"> Use capital letters for the start of a sentence, names and the personal pronoun 'I' Separation of words using spaces 	<ul style="list-style-type: none"> Use capital letters for the start of a sentence, names and the personal pronoun 'I' Separation of words using spaces Expanded noun phrases for description and specification 	<ul style="list-style-type: none"> Expanded noun phrases for description and specification Present and past tense Expressing time, place and cause using conjunctions, adverbs or prepositions 	<ul style="list-style-type: none"> Expressing time, place and cause using conjunctions, adverbs or prepositions Grammatical difference between plural and possessive -s Fronted adverbials 	<ul style="list-style-type: none"> Fronted adverbials Relative clauses beginning with who, which, where, when, whose, that or an omitted relative pronoun Linking ideas across paragraphs using adverbials of time, place and number or tense choices 	<ul style="list-style-type: none"> Relative clauses beginning with who, which, where, when, whose, that or an omitted relative pronoun Linking ideas across paragraphs using adverbials of time, place and number or tense choices Fronted adverbials 	<ul style="list-style-type: none"> Use verb tenses consistently and correctly Use relative clauses beginning with who, which, where, when, whose, that or an omitted relative pronoun Use a wide range of linking words between sentences and paragraphs
Punctuation	<ul style="list-style-type: none"> Use full stops to demarcate sentences 	<ul style="list-style-type: none"> Use full stops and exclamation marks to demarcate sentences Commas in a list 	<ul style="list-style-type: none"> Apostrophes to mark singular possession in nouns 	<ul style="list-style-type: none"> Possessive apostrophe with plural words Use of commas after fronted adverbial 	<ul style="list-style-type: none"> Use of commas after fronted adverbial Use of inverted commas and other punctuation to indicate direct speech 	<ul style="list-style-type: none"> Brackets, dashes or commas to indicate parenthesis Use of commas after fronted adverbials 	<ul style="list-style-type: none"> Commas to clarify meaning or to avoid ambiguity Use of ellipsis
Spelling	<ul style="list-style-type: none"> Adding -er and -est to adjectives where no change is needed to the root word 	<ul style="list-style-type: none"> Adding -er and -est to adjectives where no change is needed to the root word Homophones and near homophones 	<ul style="list-style-type: none"> Formation of adjectives using suffixes such as -ful, -less Use of suffixes -ed, -er, -est and -y in adjectives 	<ul style="list-style-type: none"> Common exception words Formation of nouns using a range of prefixes (super, auto, anti) <p>(spelling rules taught in phonics time)</p>	<ul style="list-style-type: none"> Common exception words <p>(spelling rules taught in phonics time)</p>	<ul style="list-style-type: none"> Common exception words Converting nouns or adjectives into verbs using suffixes (-ate, -ise, -ify) <p>(spelling rules taught in phonics time)</p>	<ul style="list-style-type: none"> Common exception words Converting nouns or adjectives into verbs using suffixes (-ate, -ise, -ify) <p>(spelling rules taught in phonics time)</p>